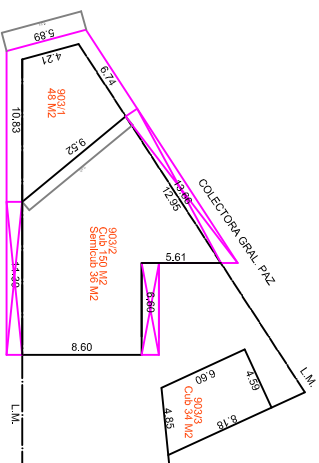
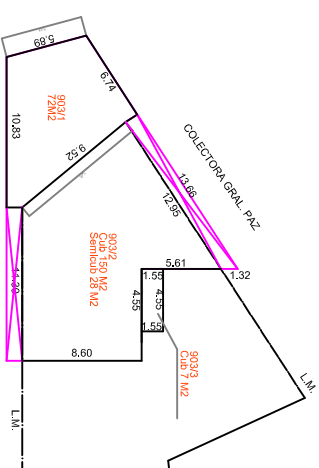


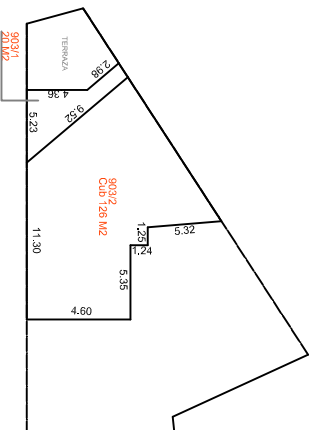
PLANTA BAJA



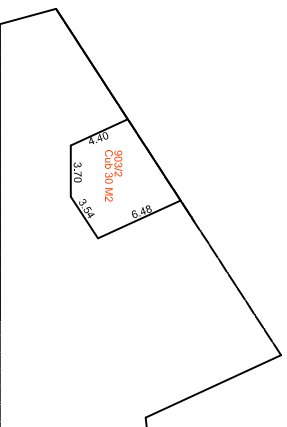
1er PISO



2do PISO



3er PISO



4to PISO

| Formulario | Data | Cubierta | Semicubierta | Total |
|--------------------------------|------|----------|--------------|---------|
| 903/1 | 1949 | 212 | | 212 |
| 903/2 | 1970 | 466 | | 466 |
| 903/3 | 1970 | 41 | 64 | 105 |
| 905/1 | 1949 | 248 | | 248 |
| 905/2 | 1970 | 84 | | 84 |
| SUPERFICIE DEL TERRENO : 379M2 | | | | 1115 m2 |

| CIRC. | SECC. | MZA. | PARCELA |
|-------|-------|------|---------|
| V | C | 3 | I |

| PARTIDO SAN MARTIN | Nro | PARTIDA |
|--------------------|-----|---------|
| | 047 | 3907 |

INMUEBLE / SEGÚN PLANO DE MENSURA

UBICACIÓN :

Gral Paz 350 - (1650) San Martín

Año 2017